



# COMETLED

## Combi-color beacon

### LED

20 Watt  
(10 Watt)



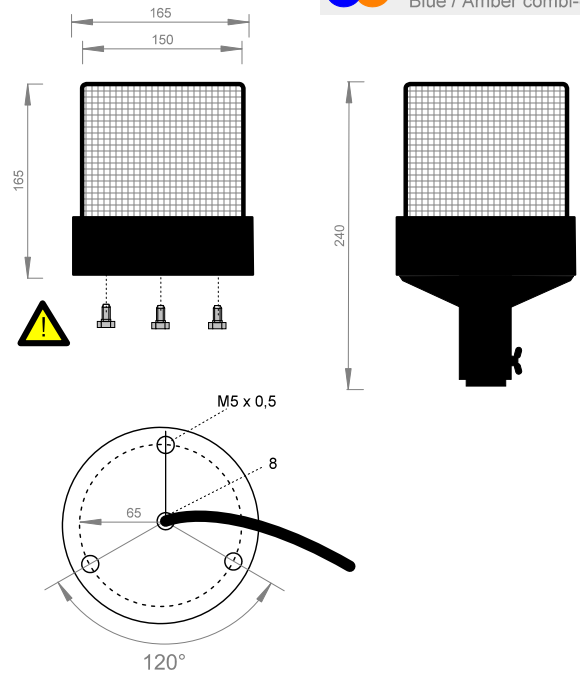
### ECE R65

TB2 00 2814 **CLASS-2**  
TA1 00 2872 **(CLASS-1)**

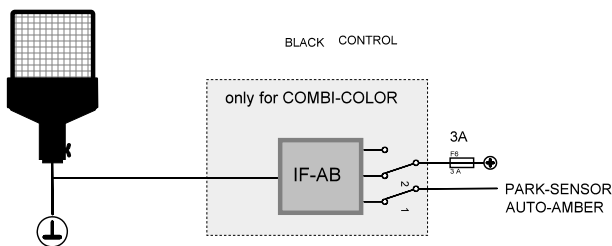
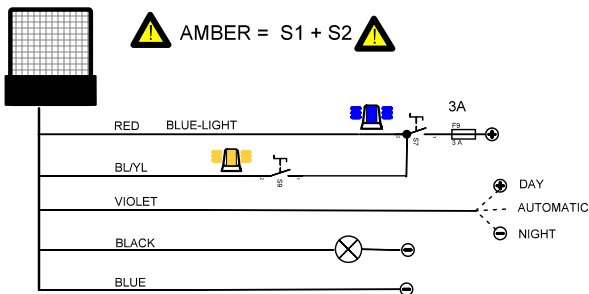
**DUAL-LED**  
Blue / Amber combi-color



**DUAL-LED**  
Blue / Amber combi-color



### Wiring



### Technical Data

Light Power	>130cd (Bleu)
Flashpattern - Blue CLASS-2	Fast-Double
Flash pattern - Amber	Fast-Double
Total Watts	20 (CLASS-2) 10 (CLASS-1)
Voltage	9...32V
Start Up Draw (Amps)	1,8 (12V) 0,9 (24V)
Running Draw (Amps)	same
Housing	Polycarbonate
Lens	Polycarbonate Cristal
Protection	IP-64x
Connector	Cabling
Operating temperature	-40...+80 Deg.Celsius
Size	see drawing

### Options

### Partnumber



Partnr. VA999.332

### Partnumber

AMBER ON REQUEST AVAILABLE

BLEU - AMBER DIN-3-BOLT COMETLED-AB

BLEU - AMBER PIN MOUNT COMETLED-AF-AB

AMBER DIN-3-BOLT COMETLED-A

BLEU DIN-3-BOLT COMETLED-B

TECHNICAL DETAILS FOR INFORMATION ONLY. 27032010